

PARENT/GUARDIAN SURVEY 2016-2017: HAWES SCHOOL

Results of the May 2017 survey for Hawes Elementary School

Ridgewood

Public

Schools



Dear Parent or Guardian,

This past May district parents and guardians were asked to fill out a comprehensive survey on topics related to Ridgewood’s schools and your children’s education. The results of the survey for Hawes School are presented here.

These results present an important summary that we will use as a resource for making your school and the district the best they can be.

Thank you to all who took the time to complete the survey. We appreciate your feedback and hope you enjoy reading the following report.

The Ridgewood Board of Education

Vincent Loncto, President

James Morgan, Vice President

Sheila Brogan

Christina Krauss

Jennie Smith Wilson

Superintendent of Schools

Daniel Fishbein

How to read this report

The data in this report reflect survey results for Hawes School.

How was the survey conducted?

The survey was conducted via email from May 8-19, 2017 using SurveyMonkey software. Email invitations with private survey links were sent to all district parents and guardians with email addresses on file. Only one response was allowed for each email address. The survey was completely anonymous.

Numerical data were compiled and charts were created using SurveyMonkey. District data were compiled from the grade-level surveys by the Ridgewood Public Schools Information Technology Department. The superintendent, administrators and school board members reviewed the data and all comments.

What were the results for the whole district?

A total of 8,120 valid emails were sent; 2498 parents or guardians competed or partially completed the surveys, representing a 30.8 percent participation rate. [Click here](#) for a summary of the district data for the 2017 survey.

Full results for the individual schools may be found on the website of the Ridgewood Public Schools at www.ridgewood.k12.nj.us.

How many parents and guardians participated in your school’s 2016-2017 survey?

As of 5.01.17	# Enrolled Students	# Emails Sent*	# Survey Responses	Participation Rate
Hawes School	424	581	191	32.9%
In-District	5690	8183 (8120 valid)	2498	30.8%

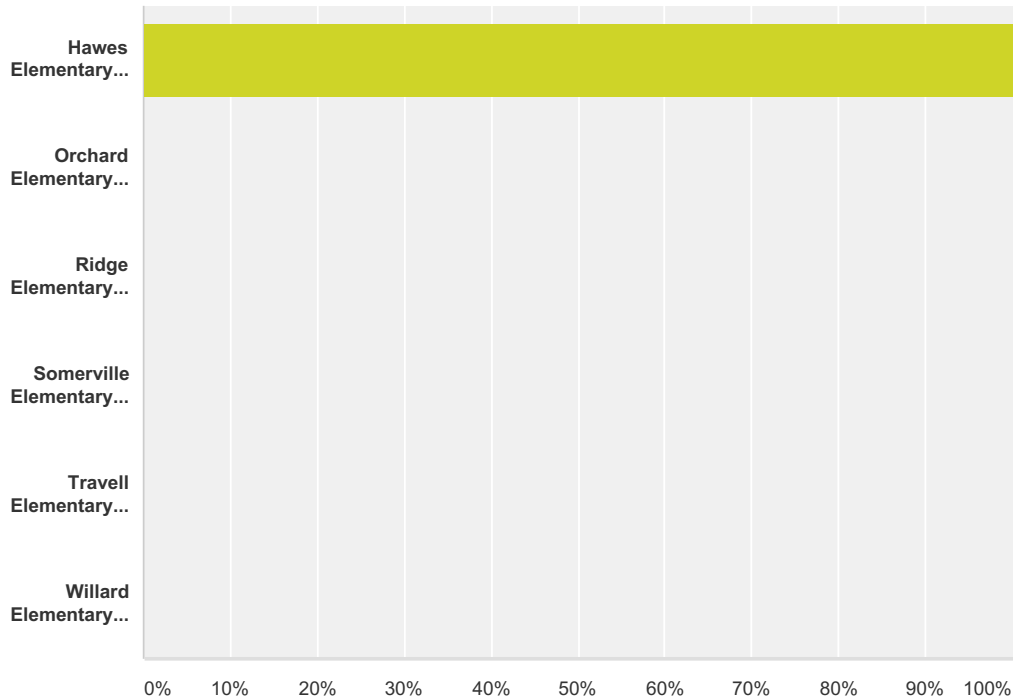
*Includes bounced emails

How will these survey results be used?

Complete survey results have been provided to your school’s principal, the central administration and the Ridgewood Board of Education. The data will be used as one of several resources for the ongoing review and refinement of the programs and practices of the Ridgewood Public Schools.

Q1 Our records show that your child attends a Ridgewood elementary school. The questions in this survey should be answered about this school, with your youngest child attending this school in mind. Which elementary school does your child attend?

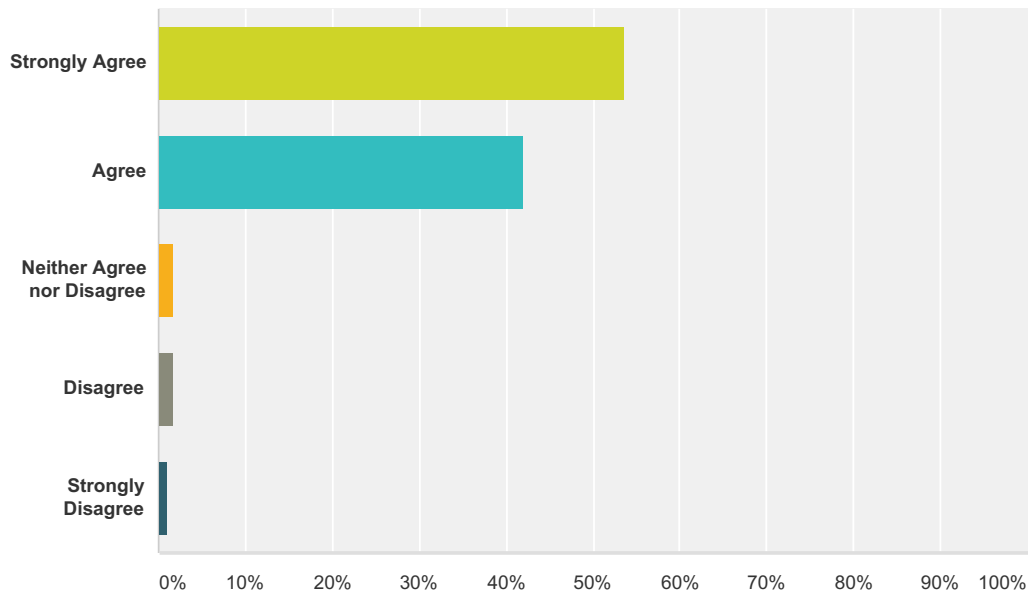
Answered: 191 Skipped: 0



Answer Choices	Responses
Hawes Elementary School	100.00% 191
Orchard Elementary School	0.00% 0
Ridge Elementary School	0.00% 0
Somerville Elementary School	0.00% 0
Travell Elementary School	0.00% 0
Willard Elementary School	0.00% 0
Total	191

Q2 I am satisfied with the overall quality of my child's education.

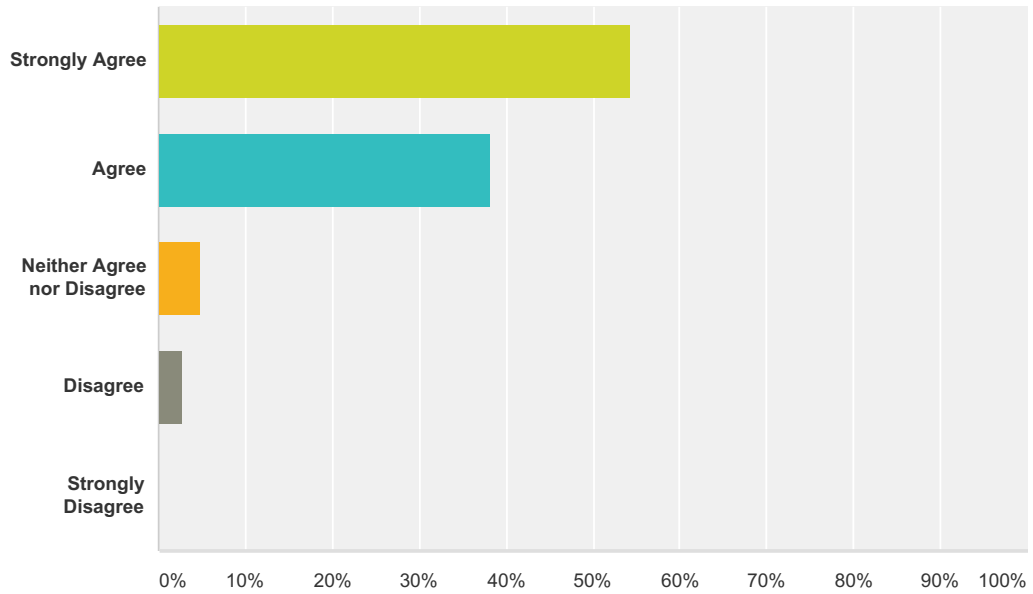
Answered: 188 Skipped: 3



Answer Choices	Responses	Count
Strongly Agree	53.72%	101
Agree	42.02%	79
Neither Agree nor Disagree	1.60%	3
Disagree	1.60%	3
Strongly Disagree	1.06%	2
Total		188

Q3 My child likes going to school.

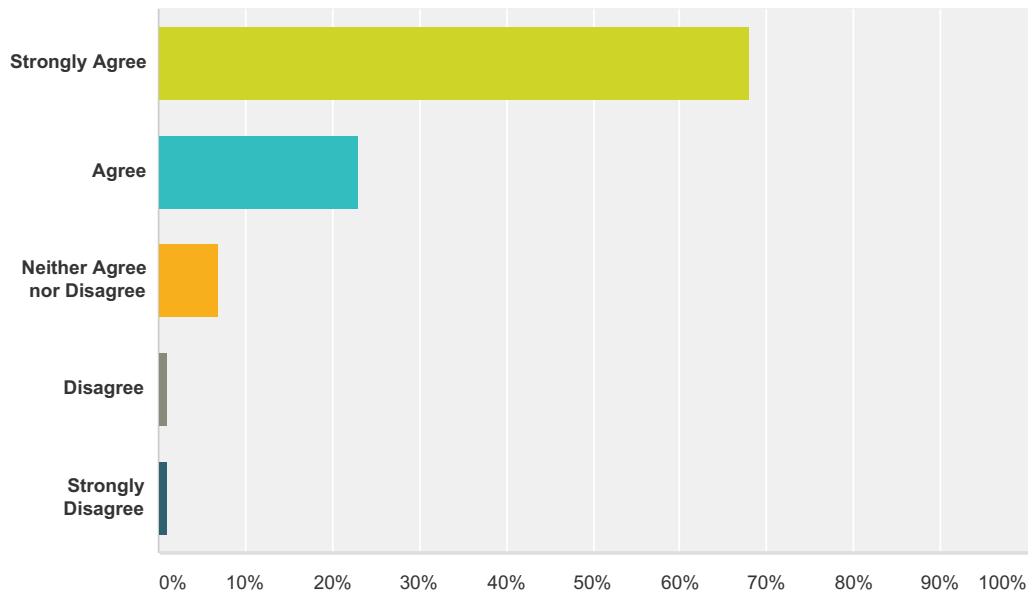
Answered: 188 Skipped: 3



Answer Choices	Responses
Strongly Agree	54.26% 102
Agree	38.30% 72
Neither Agree nor Disagree	4.79% 9
Disagree	2.66% 5
Strongly Disagree	0.00% 0
Total	188

Q4 I would recommend my child's school to other parents.

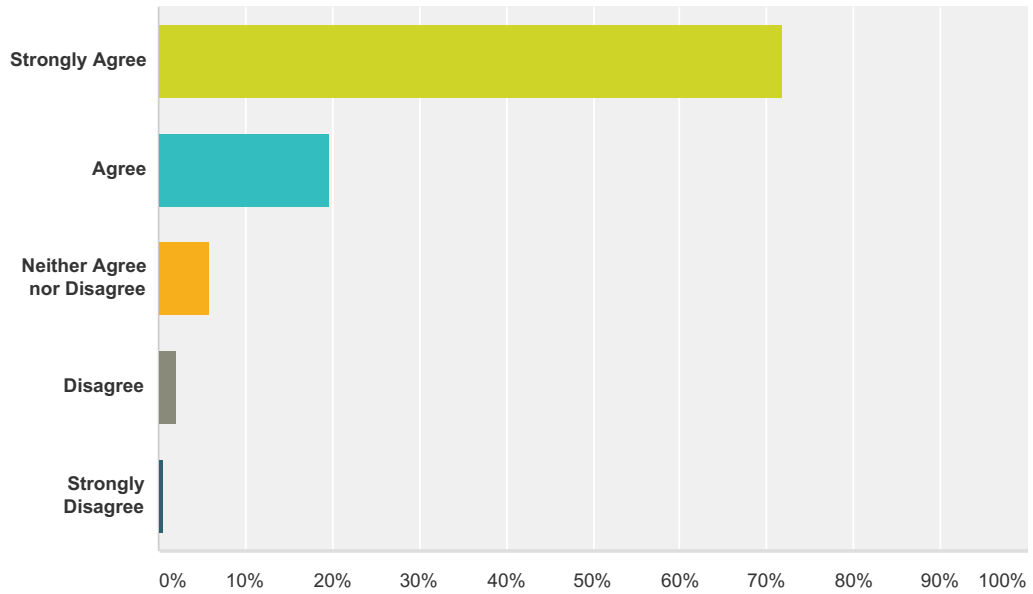
Answered: 188 Skipped: 3



Answer Choices	Responses	
Strongly Agree	68.09%	128
Agree	22.87%	43
Neither Agree nor Disagree	6.91%	13
Disagree	1.06%	2
Strongly Disagree	1.06%	2
Total		188

Q5 I feel welcome in my child's school.

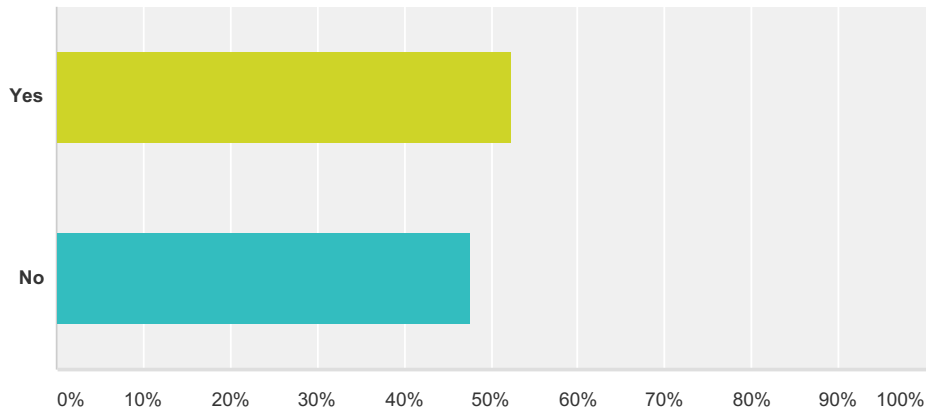
Answered: 188 Skipped: 3



Answer Choices	Responses
Strongly Agree	71.81% 135
Agree	19.68% 37
Neither Agree nor Disagree	5.85% 11
Disagree	2.13% 4
Strongly Disagree	0.53% 1
Total	188

Q6 I would like to be more involved in my child's school.

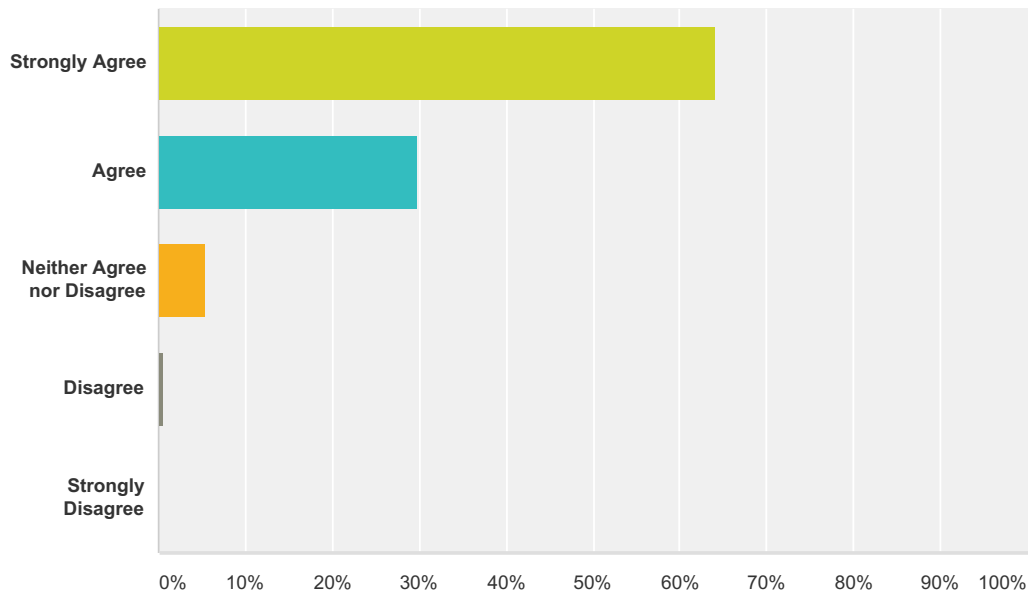
Answered: 187 Skipped: 4



Answer Choices	Responses	
Yes	52.41%	98
No	47.59%	89
Total		187

Q7 My child feels safe at school.

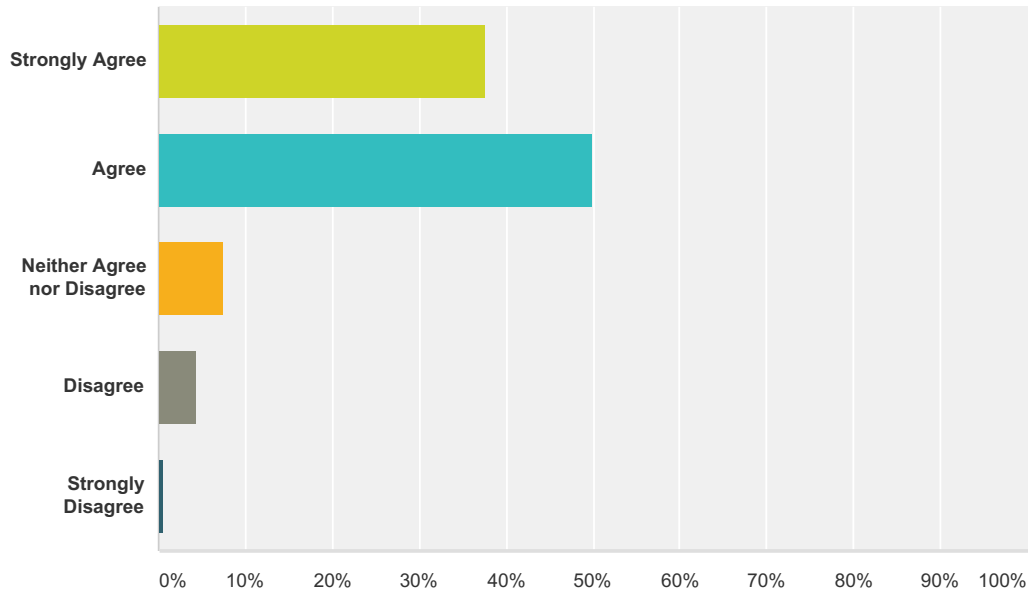
Answered: 187 Skipped: 4



Answer Choices	Responses
Strongly Agree	64.17% 120
Agree	29.95% 56
Neither Agree nor Disagree	5.35% 10
Disagree	0.53% 1
Strongly Disagree	0.00% 0
Total	187

Q9 I am satisfied with the academic progress of my child.

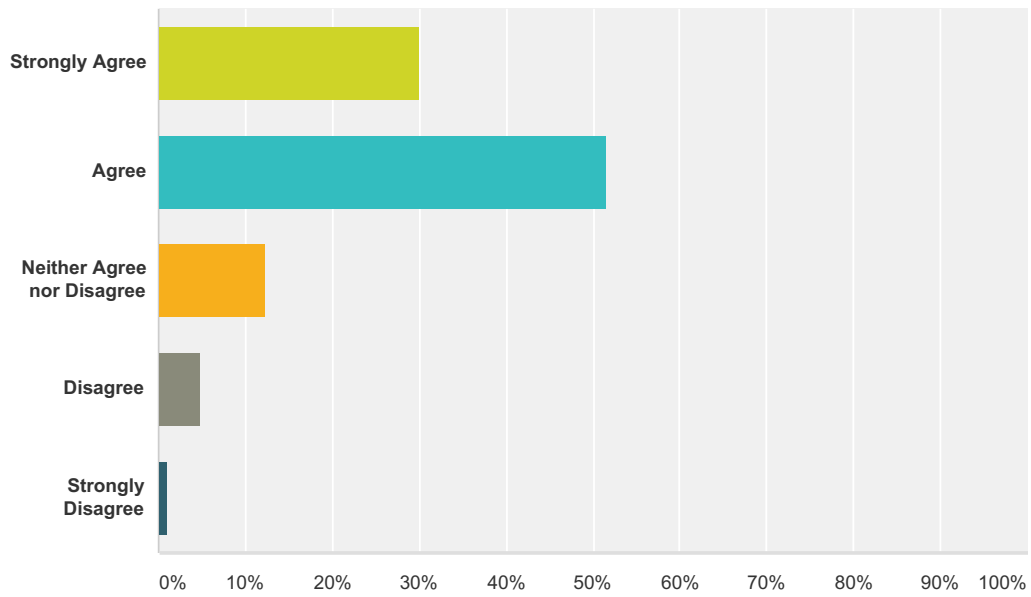
Answered: 186 Skipped: 5



Answer Choices	Responses
Strongly Agree	37.63% 70
Agree	50.00% 93
Neither Agree nor Disagree	7.53% 14
Disagree	4.30% 8
Strongly Disagree	0.54% 1
Total	186

Q10 The academic challenge is appropriate for my child.

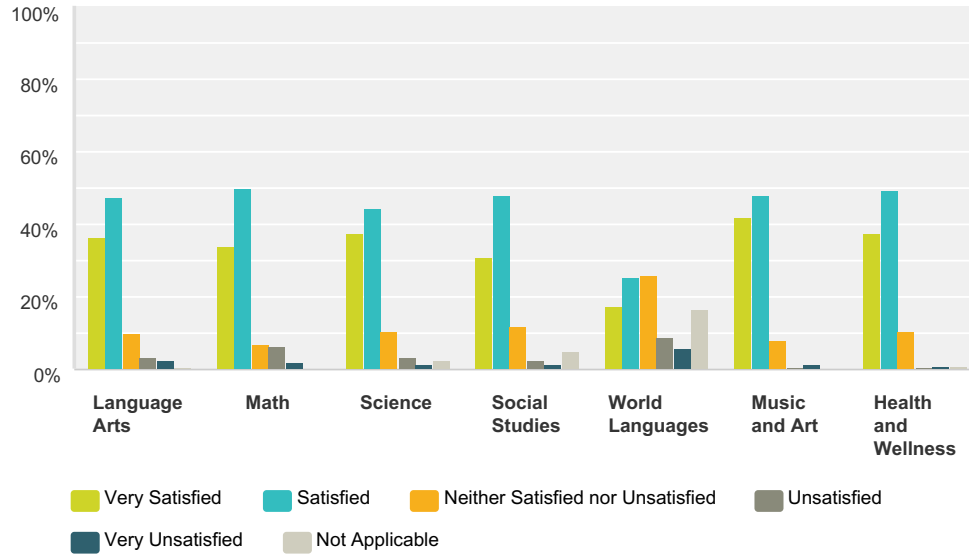
Answered: 186 Skipped: 5



Answer Choices	Responses	
Strongly Agree	30.11%	56
Agree	51.61%	96
Neither Agree nor Disagree	12.37%	23
Disagree	4.84%	9
Strongly Disagree	1.08%	2
Total		186

Q11 Please indicate your satisfaction with the following programs at your child's school.

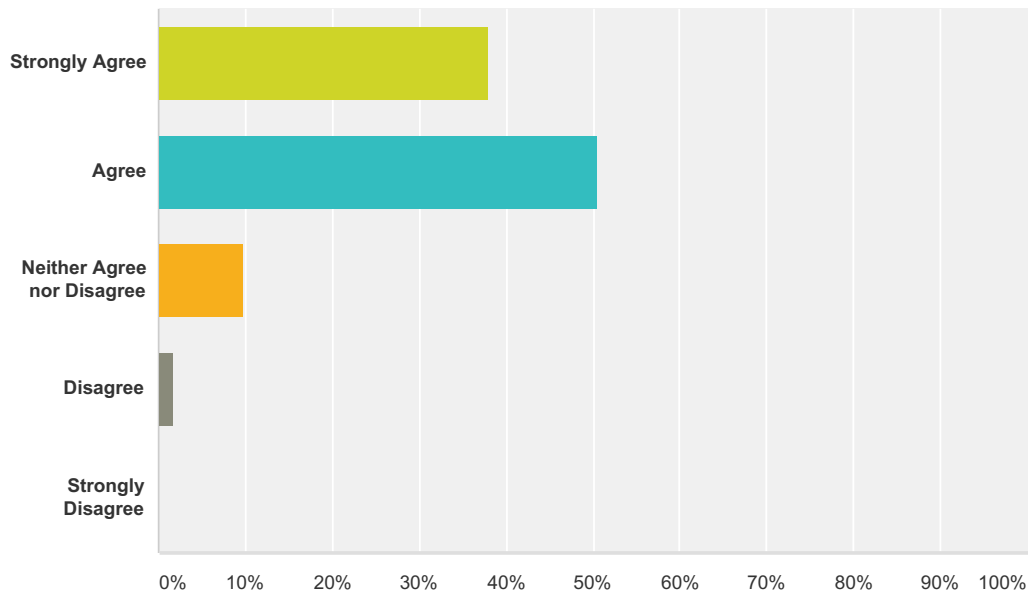
Answered: 182 Skipped: 9



	Very Satisfied	Satisfied	Neither Satisfied nor Unsatisfied	Unsatisfied	Very Unsatisfied	Not Applicable	Total
Language Arts	36.26% 66	47.25% 86	9.89% 18	3.30% 6	2.75% 5	0.55% 1	182
Math	34.07% 62	50.00% 91	7.14% 13	6.59% 12	2.20% 4	0.00% 0	182
Science	37.36% 68	44.51% 81	10.44% 19	3.30% 6	1.65% 3	2.75% 5	182
Social Studies	30.77% 56	47.80% 87	12.09% 22	2.75% 5	1.65% 3	4.95% 9	182
World Languages	17.58% 32	25.27% 46	25.82% 47	8.79% 16	6.04% 11	16.48% 30	182
Music and Art	41.76% 76	47.80% 87	8.24% 15	0.55% 1	1.65% 3	0.00% 0	182
Health and Wellness	37.36% 68	49.45% 90	10.44% 19	0.55% 1	1.10% 2	1.10% 2	182

Q12 My child is encouraged to try new things at school.

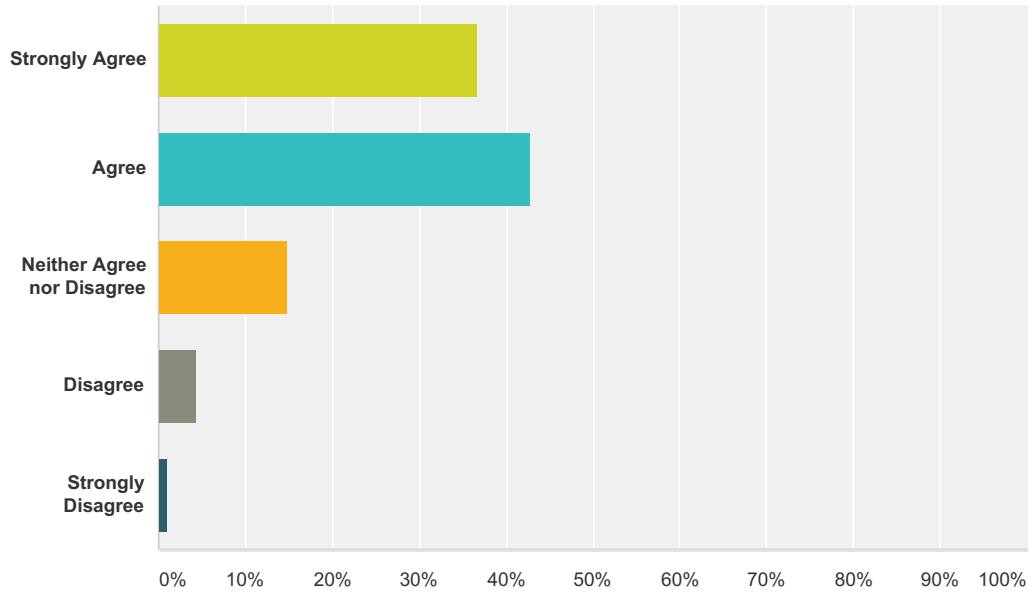
Answered: 182 Skipped: 9



Answer Choices	Responses	
Strongly Agree	37.91%	69
Agree	50.55%	92
Neither Agree nor Disagree	9.89%	18
Disagree	1.65%	3
Strongly Disagree	0.00%	0
Total		182

Q13 The school gives me ideas and opportunities to help my child do his/her best.

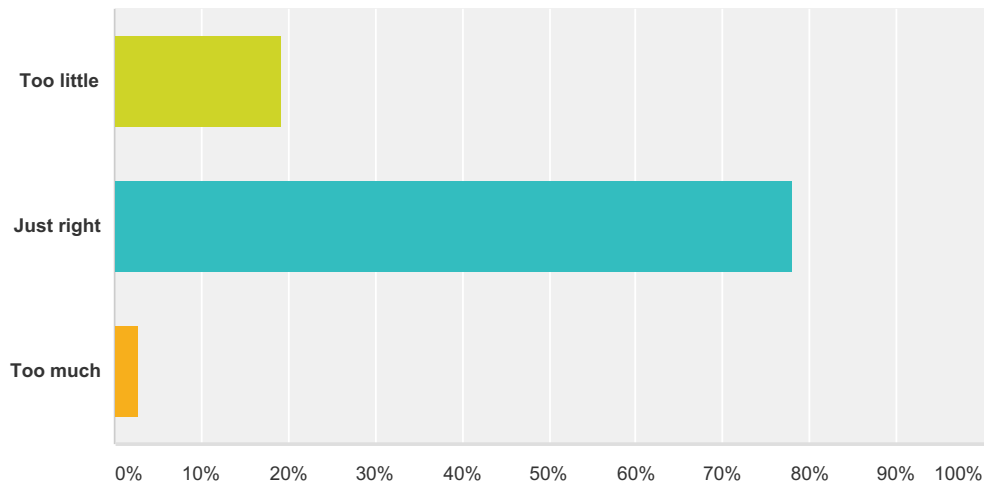
Answered: 182 Skipped: 9



Answer Choices	Responses	
Strongly Agree	36.81%	67
Agree	42.86%	78
Neither Agree nor Disagree	14.84%	27
Disagree	4.40%	8
Strongly Disagree	1.10%	2
Total		182

Q14 The amount of homework my child receives is:

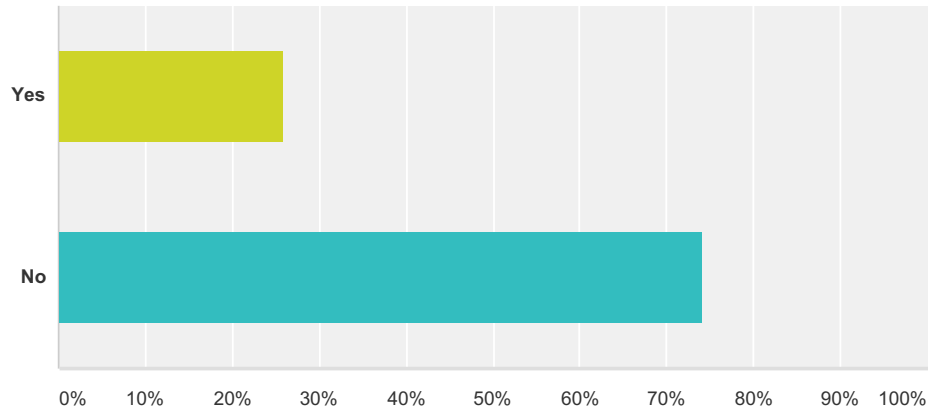
Answered: 182 Skipped: 9



Answer Choices	Responses
Too little	19.23% 35
Just right	78.02% 142
Too much	2.75% 5
Total	182

Q15 I supplement my child's education with professional tutoring in core subjects such as math or reading.

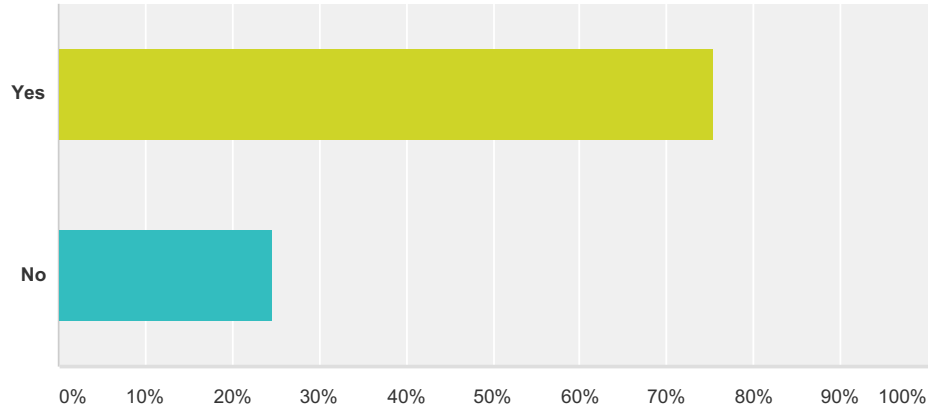
Answered: 182 Skipped: 9



Answer Choices	Responses
Yes	25.82% 47
No	74.18% 135
Total	182

Q16 Are you aware that the District teaches students about the responsible use of technology as part of the curriculum?

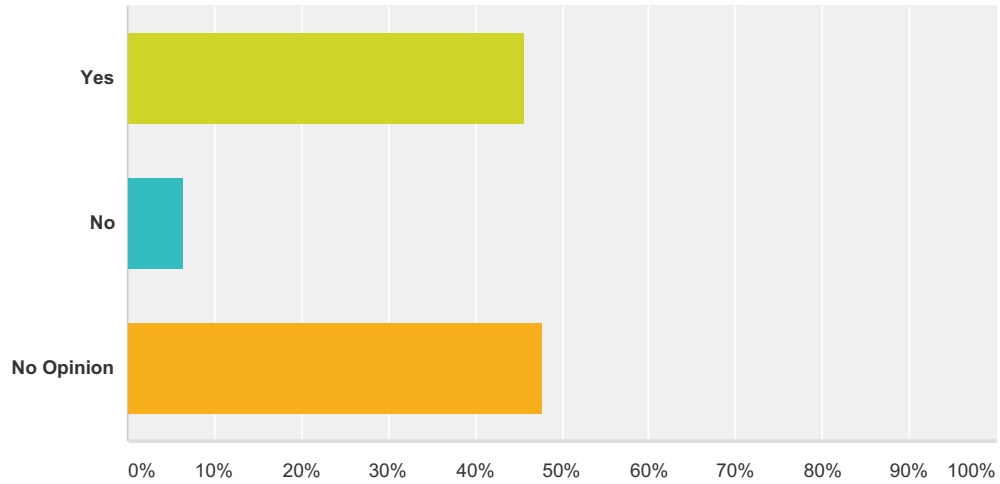
Answered: 182 Skipped: 9



Answer Choices	Responses
Yes	75.27% 137
No	24.73% 45
Total	182

Q17 Do you believe the District does a good job of teaching the importance of Internet safety?

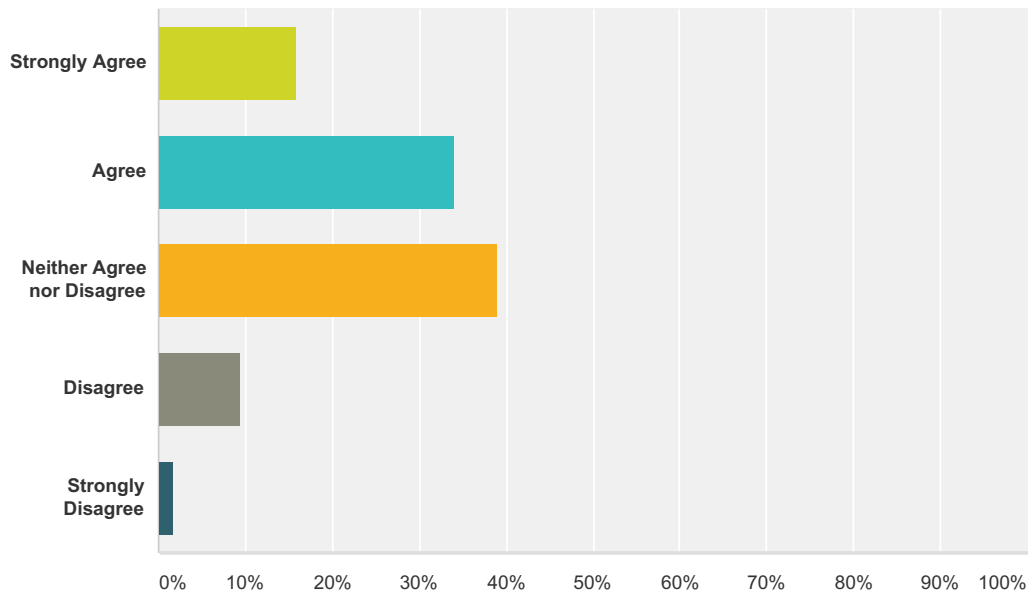
Answered: 138 Skipped: 53



Answer Choices	Responses
Yes	45.65% 63
No	6.52% 9
No Opinion	47.83% 66
Total	138

Q19 I am satisfied with the club and after-school opportunities at my child's school.

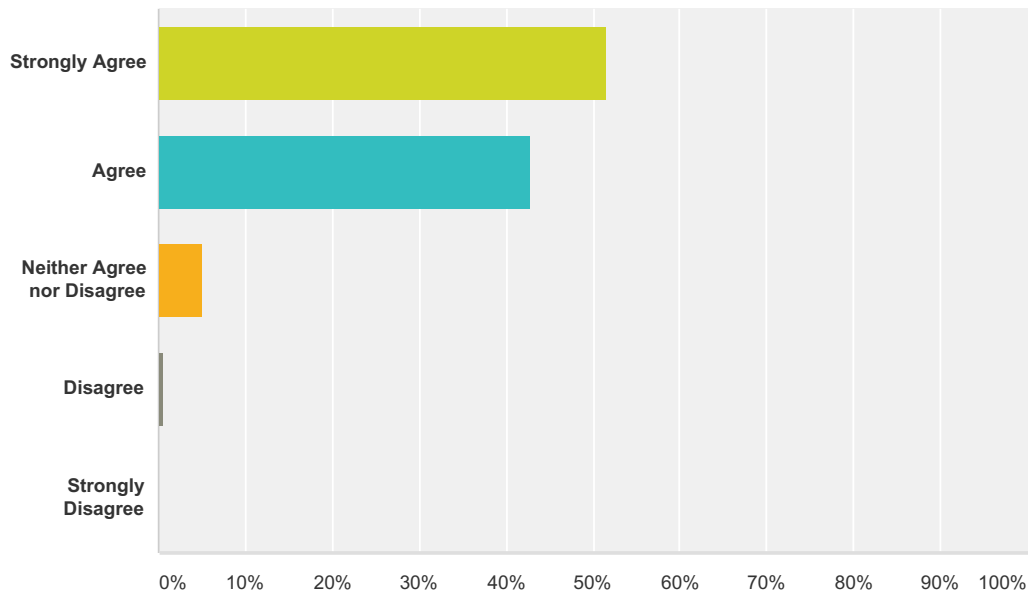
Answered: 182 Skipped: 9



Answer Choices	Responses
Strongly Agree	15.93% 29
Agree	34.07% 62
Neither Agree nor Disagree	39.01% 71
Disagree	9.34% 17
Strongly Disagree	1.65% 3
Total	182

Q21 My child's school is clean and well-maintained.

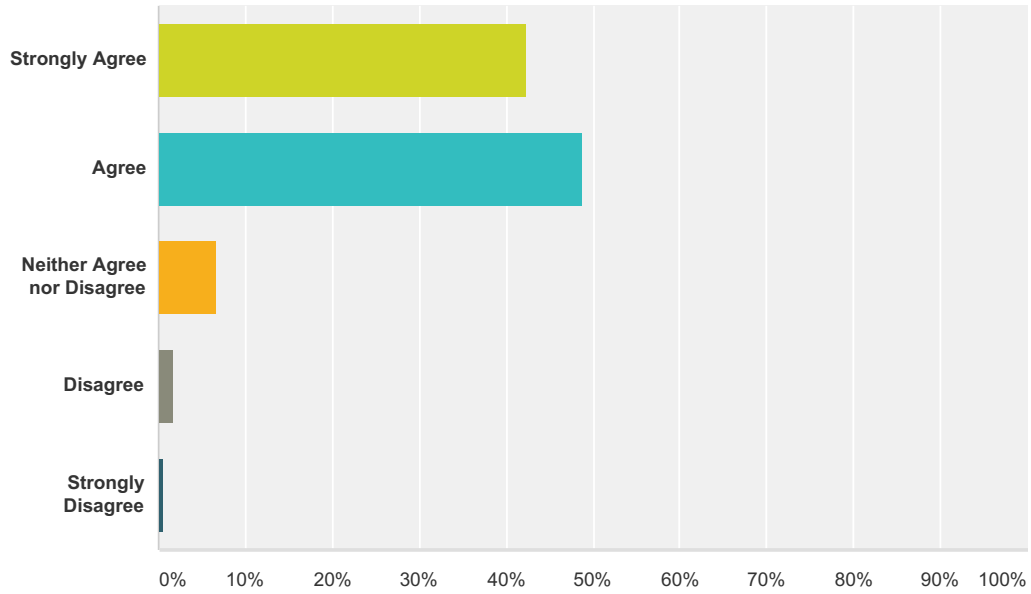
Answered: 182 Skipped: 9



Answer Choices	Responses	
Strongly Agree	51.65%	94
Agree	42.86%	78
Neither Agree nor Disagree	4.95%	9
Disagree	0.55%	1
Strongly Disagree	0.00%	0
Total		182

Q22 I am satisfied with the condition / quality of the physical spaces at my child's school.

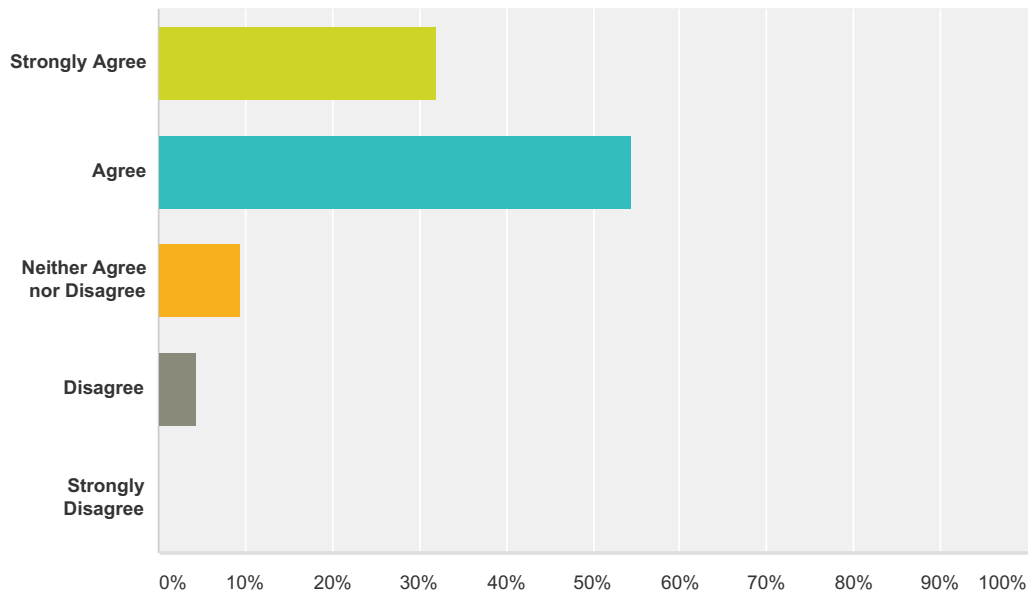
Answered: 182 Skipped: 9



Answer Choices	Responses	
Strongly Agree	42.31%	77
Agree	48.90%	89
Neither Agree nor Disagree	6.59%	12
Disagree	1.65%	3
Strongly Disagree	0.55%	1
Total		182

Q23 The condition / quality of the school's athletic facilities is acceptable.

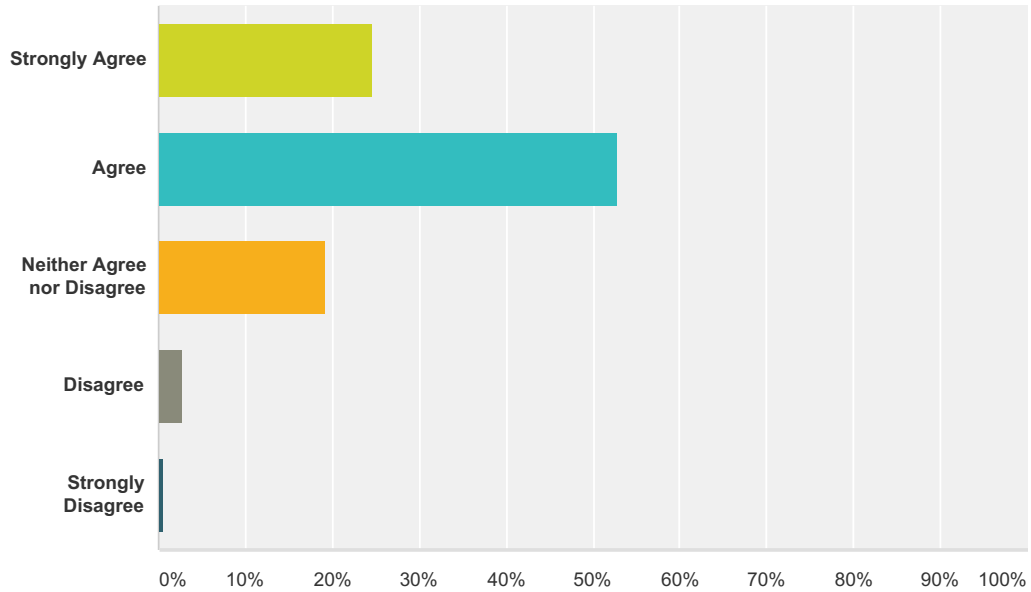
Answered: 182 Skipped: 9



Answer Choices	Responses
Strongly Agree	31.87% 58
Agree	54.40% 99
Neither Agree nor Disagree	9.34% 17
Disagree	4.40% 8
Strongly Disagree	0.00% 0
Total	182

Q24 The condition / quality of the school's fine and performing arts spaces is acceptable.

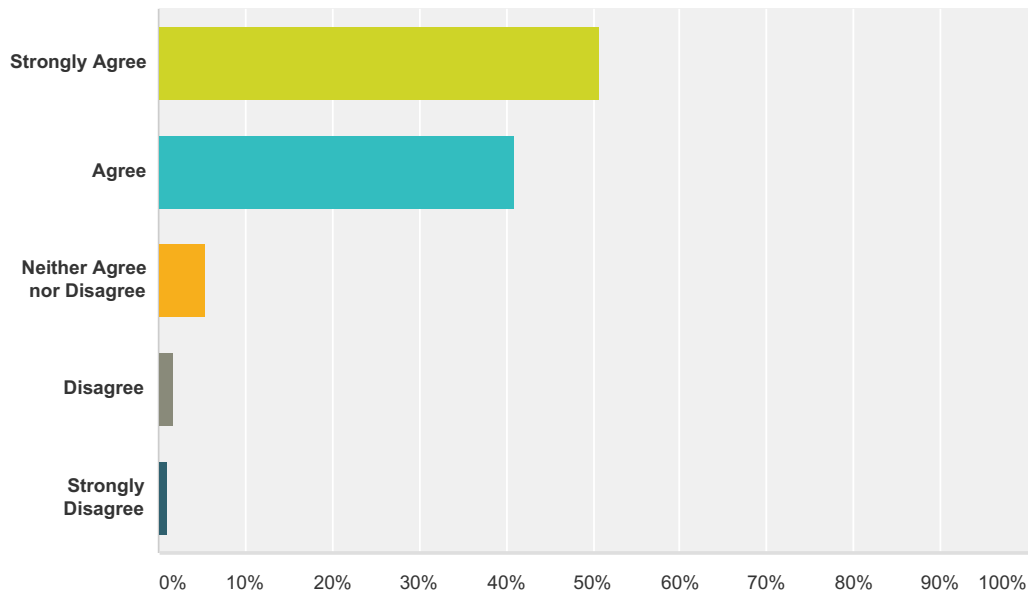
Answered: 182 Skipped: 9



Answer Choices	Responses	
Strongly Agree	24.73%	45
Agree	52.75%	96
Neither Agree nor Disagree	19.23%	35
Disagree	2.75%	5
Strongly Disagree	0.55%	1
Total		182

Q26 I feel well-informed about the school's programs, services and activities.

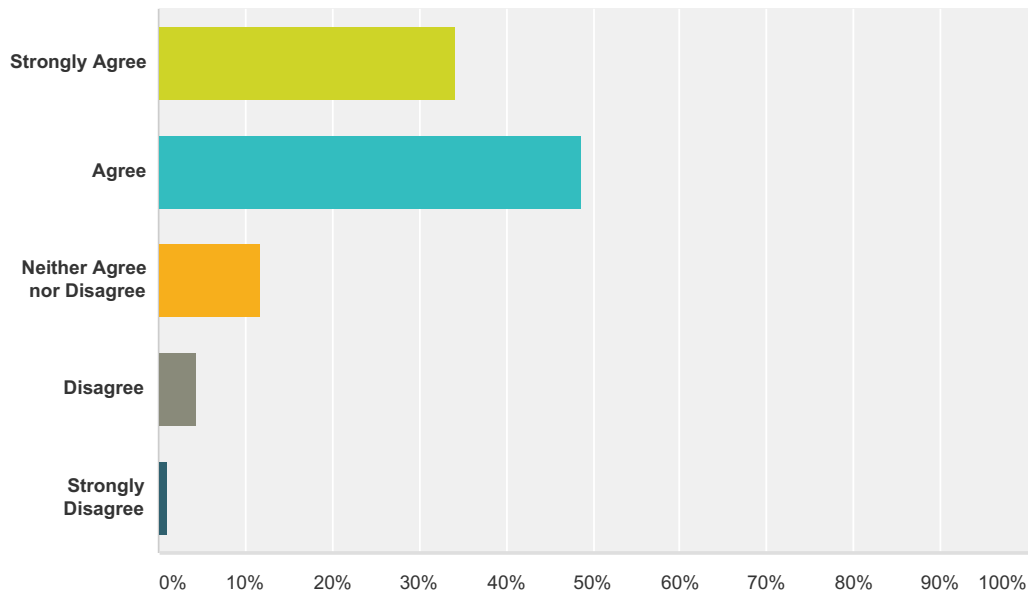
Answered: 181 Skipped: 10



Answer Choices	Responses
Strongly Agree	50.83% 92
Agree	40.88% 74
Neither Agree nor Disagree	5.52% 10
Disagree	1.66% 3
Strongly Disagree	1.10% 2
Total	181

Q27 The school keeps me informed of my child's progress.

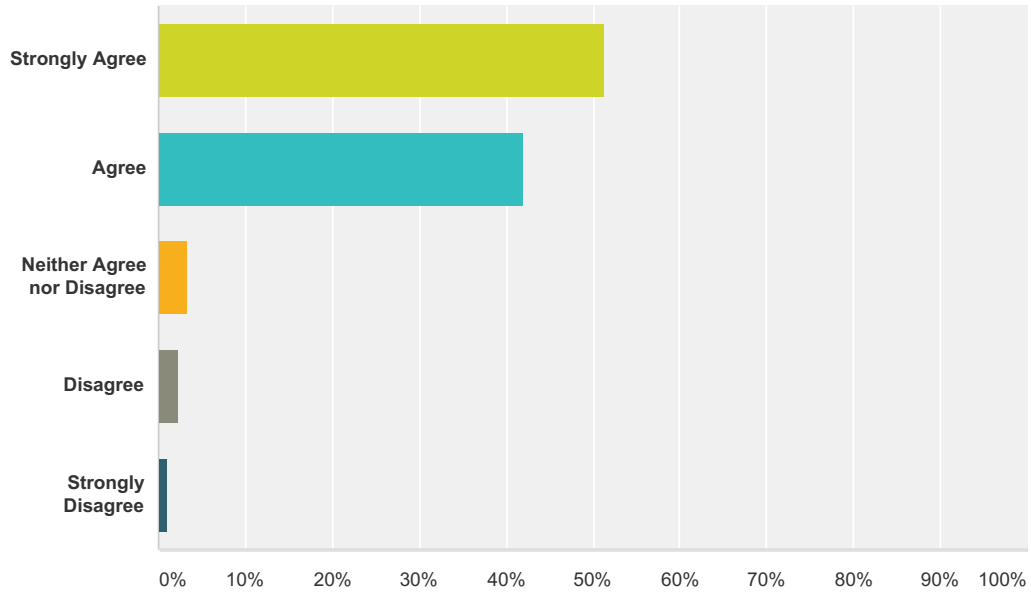
Answered: 181 Skipped: 10



Answer Choices	Responses	Count
Strongly Agree	34.25%	62
Agree	48.62%	88
Neither Agree nor Disagree	11.60%	21
Disagree	4.42%	8
Strongly Disagree	1.10%	2
Total		181

Q28 School staff members (teachers / principal / support staff) are responsive to my parental concerns.

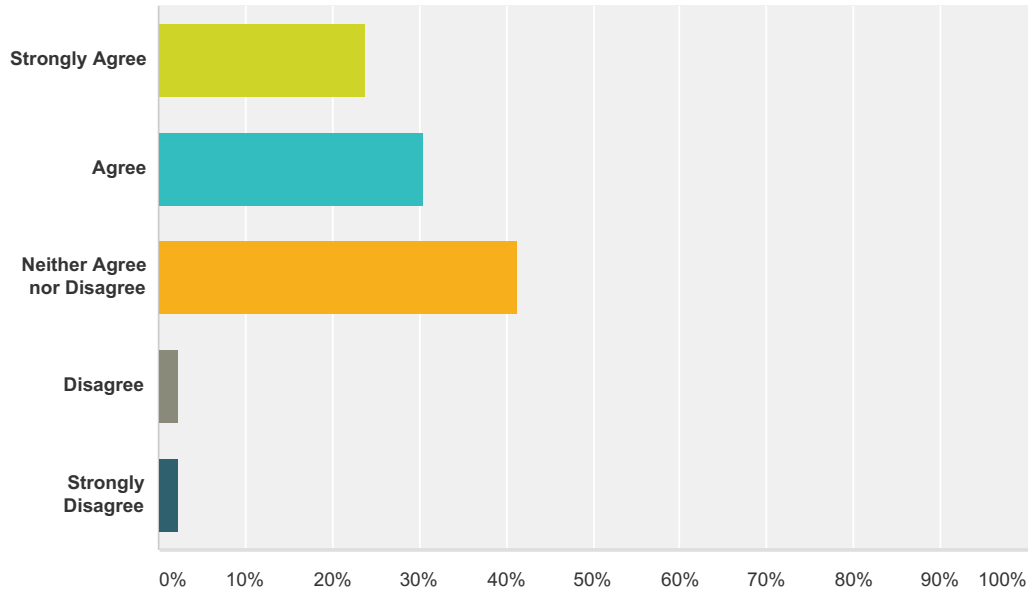
Answered: 181 Skipped: 10



Answer Choices	Responses	
Strongly Agree	51.38%	93
Agree	41.99%	76
Neither Agree nor Disagree	3.31%	6
Disagree	2.21%	4
Strongly Disagree	1.10%	2
Total		181

Q29 The district administration and/or Board of Education are responsive to my parental concerns.

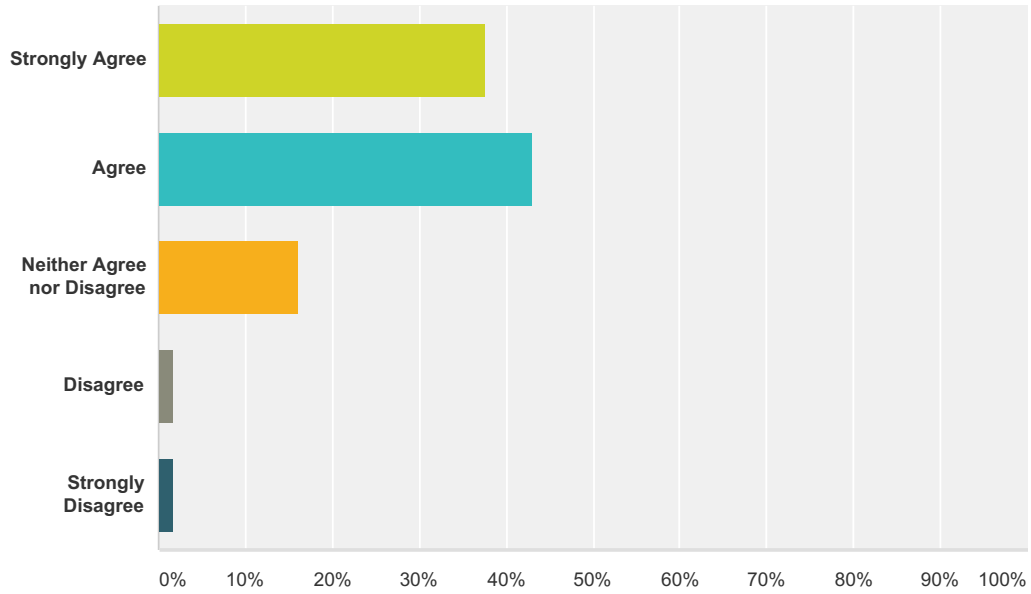
Answered: 181 Skipped: 10



Answer Choices	Responses	
Strongly Agree	23.76%	43
Agree	30.39%	55
Neither Agree nor Disagree	41.44%	75
Disagree	2.21%	4
Strongly Disagree	2.21%	4
Total		181

Q30 I have sufficient opportunities to express my opinions or concerns regarding my child's school.

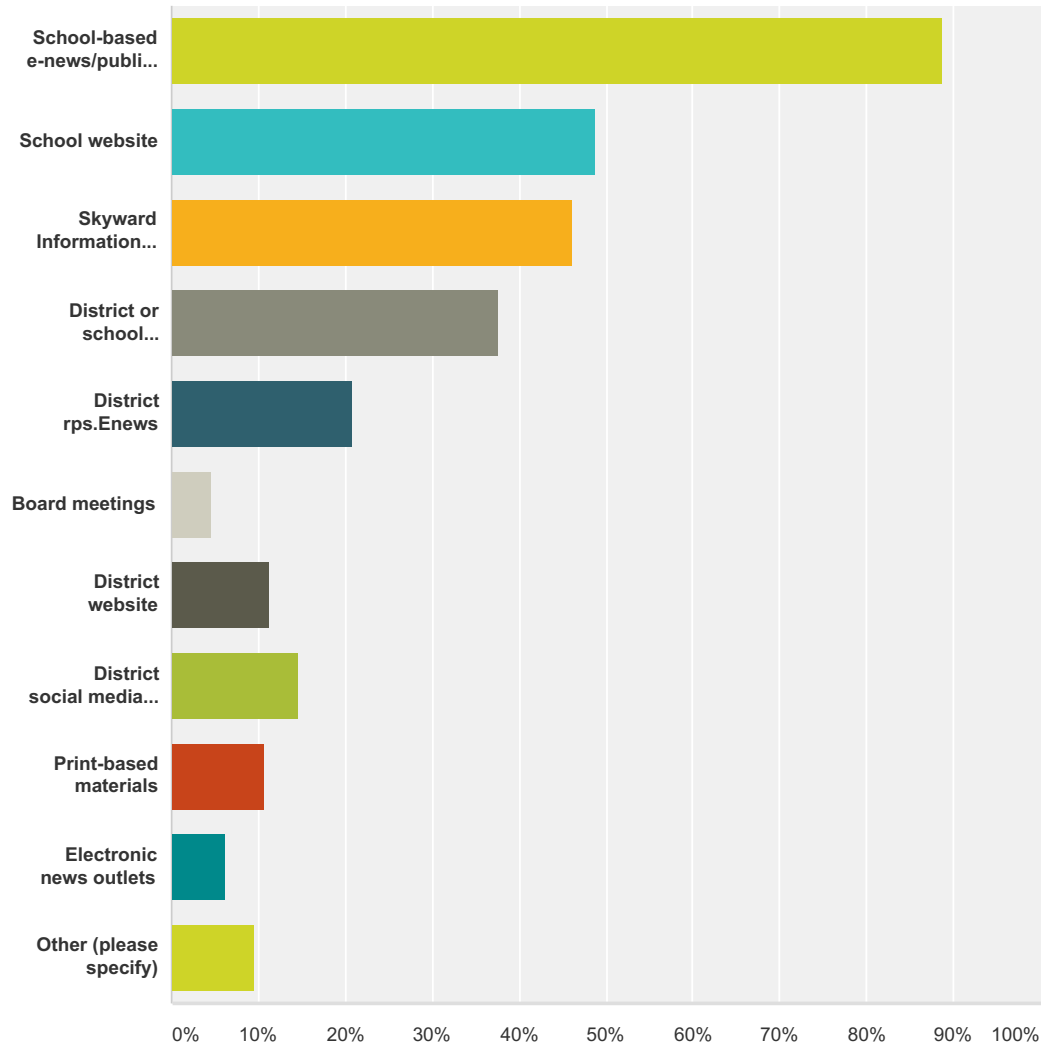
Answered: 181 Skipped: 10



Answer Choices	Responses	
Strongly Agree	37.57%	68
Agree	43.09%	78
Neither Agree nor Disagree	16.02%	29
Disagree	1.66%	3
Strongly Disagree	1.66%	3
Total		181

Q31 How do you receive most of your school-related information? (Check all that apply.)

Answered: 178 Skipped: 13



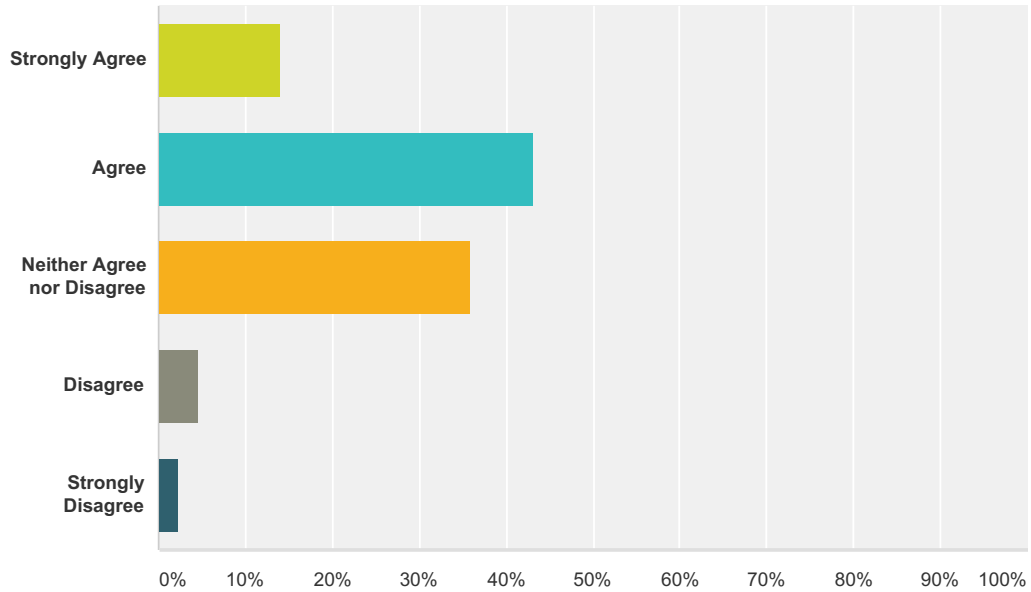
Answer Choices	Responses	Count
School-based e-news/publications	88.76%	158
School website	48.88%	87
Skyward Information System	46.07%	82
District or school e-blasts/robo calls	37.64%	67
District rps.Enews	20.79%	37
Board meetings	4.49%	8
District website	11.24%	20
District social media (Facebook page or Twitter feed)	14.61%	26

2016-2017 Parent / Guardian Survey Hawes School

Print-based materials	10.67%	19
Electronic news outlets	6.18%	11
Other (please specify)	9.55%	17
Total Respondents: 178		

Q32 The new district website (launched Fall 2016) is a useful source for all I need to know about the Ridgewood Public Schools.

Answered: 178 Skipped: 13



Answer Choices	Responses
Strongly Agree	14.04% 25
Agree	43.26% 77
Neither Agree nor Disagree	35.96% 64
Disagree	4.49% 8
Strongly Disagree	2.25% 4
Total	178